

For All Age Levels
FALL 2011



Building a Heart of Faith

Sunday School Planner

For Sunday School Superintendents, Directors of Christian Education, Coordinators of Children's Ministries, and Children's Pastors

ROCK SOLID: SUNDAY SCHOOL PLANNER: An official resource for The United Methodist Church approved by the General Board of Discipleship and published electronically quarterly by Cokesbury, a division of The United Methodist Publishing House, 201 Eighth Avenue, South, P.O. Box 801, Nashville, TN 37202-0801. Copyright © 2011 Cokesbury. All rights reserved. Produced in the United States of America.

If you have questions or comments, call Curric-U-Phone, 800-251-8591, a toll-free service available Monday through Friday, 8:00-4:00 Central Time. Calls at other times are recorded for response the next working day. Or e-mail curricuphone@cokesbury.com any time.

For information concerning permission to reproduce any material in this publication, write to Rights and Permissions, The United Methodist Publishing House, 201 Eighth Avenue, South, P.O. Box 801, Nashville, TN 37202-0801. You may fax your request to 615-749-6128, or e-mail permissions@umpublishing.org.

Scripture quotations, unless noted otherwise, are from the Common English Bible. Copyright © 2011 by the Common English Bible. All rights reserved. Used by permission. (www.CommonEnglishBible.com)

Scripture quotations marked (NRSV) are taken from the New Revised Standard Version of the Bible, copyright 1989, Division of Christian Education of the National Council of the Churches of Christ in the United States of America. Used by permission. All rights reserved.

Scripture quotations marked (CEV) are from the Contemporary English Version Copyright © 1991, 1992, 1995 by American Bible Society, Used by Permission.

Cokesbury 

Session

Unit 1: God Calls a People Unit 1 Tweens: Hope Begins

Session & Date	Children Will Learn	Bible in the Session
PRE-SCHOOL —God Calls Abraham September 4	God wants us to be blessings to others.	Genesis 12:1-8 Verse: I will bless you. (Genesis 22:17)
EARLY ELEMENTARY You Will Be a Blessing September 4	God calls us to be a blessing to others.	Genesis 11:27-12:9 Verse: All the families of earth will be blessed because of you. (Genesis 12:3)
MIDDLE ELEMENTARY Called to Be a Blessing September 4	God calls us to be a blessing to others.	Genesis 11:27-12:9 Verse: All the families of earth will be blessed because of you. (Genesis 12:3)
OLDER ELEMENTARY God Calls Abram September 4	God calls us to be a blessing to others.	Genesis 11:27-12:10 Verse: I will make of you a great nation and will bless you. I will make your name respected, and you will be a blessing. (Genesis 12:2)
TWEENS Adam and Eve September 4	God gave us free will to choose the path we take.	Genesis 1:27, 31; 2:15-17; 3 Verse: Wisdom begins with the fear of the LORD, but fools despise wisdom and instruction. (Proverbs 1:7)

Supplies for Session 1



PRESCHOOL	EARLY ELEMENTARY	MIDDLE ELEMENTARY	OLDER ELEMENTARY	TWEENS
<ul style="list-style-type: none"> <input type="checkbox"/> CD player <input type="checkbox"/> offering basket <input type="checkbox"/> tape <input type="checkbox"/> glue <input type="checkbox"/> glue sticks <input type="checkbox"/> colored chalk or clean sand <input type="checkbox"/> soap and water <input type="checkbox"/> paper towels <input type="checkbox"/> crayons <input type="checkbox"/> washable markers <input type="checkbox"/> safety scissors <input type="checkbox"/> construction paper, 9- by 12- inch and 18- by 12- inch <input type="checkbox"/> clean sand in plastic dishpans <input type="checkbox"/> items for sand play: play cars, combs, cookie cutters, and other items <input type="checkbox"/> a family photo album for children to look through <input type="checkbox"/> recycled magazines and clothing catalogs <input type="checkbox"/> a large blanket <input type="checkbox"/> a flashlight <input type="checkbox"/> Snack: pretzel sticks, red licorice rope candy, and napkins 	<ul style="list-style-type: none"> <input type="checkbox"/> CD player <input type="checkbox"/> offering basket <input type="checkbox"/> brown paper grocery bags or wrapping paper <input type="checkbox"/> safety scissors <input type="checkbox"/> adult scissors <input type="checkbox"/> pencils <input type="checkbox"/> markers <input type="checkbox"/> duct tape or masking tape <input type="checkbox"/> clear tape <input type="checkbox"/> glue sticks <input type="checkbox"/> boxes or wooden blocks <input type="checkbox"/> suitcases, bags, or boxes <input type="checkbox"/> play dishes and newspapers <input type="checkbox"/> children's books, toys, and clothing <input type="checkbox"/> Extra ! Extra! empty, clean plastic drink bottles or cardboard tubes; large brown paper grocery bag; clear tape; adult scissors 	<ul style="list-style-type: none"> <input type="checkbox"/> offering basket <input type="checkbox"/> corrugated cardboard <input type="checkbox"/> felt <input type="checkbox"/> markers <input type="checkbox"/> pencils <input type="checkbox"/> scissors <input type="checkbox"/> paper punch <input type="checkbox"/> 1-inch wide ribbon <input type="checkbox"/> glitter or glitter glue <input type="checkbox"/> masking tape or duct tape <input type="checkbox"/> clear tape <input type="checkbox"/> glue sticks <input type="checkbox"/> craft glue <input type="checkbox"/> Begin a Blessing Tree: Option 1: masking tape, brown wrapping paper, pencil, scissors Option 2: several small tree branches, coffee can, brown tape or masking tape and brown marker, rocks, colored paper, clear tape Option 3: foam core board or corrugated cardboard, five 30- by 18-inch strips of brown wrapping paper, white glue, masking tape, rubber band, scissors, wooden dowel or chopstick <input type="checkbox"/> blindfolds <input type="checkbox"/> colored paper <input type="checkbox"/> cardboard or foam core board <input type="checkbox"/> old business cards or index cards <input type="checkbox"/> resealable plastic bags <input type="checkbox"/> colored cardstock <input type="checkbox"/> chenille stems <input type="checkbox"/> construction or copy paper (sky blue, green) <input type="checkbox"/> copy paper (yellow) 	<ul style="list-style-type: none"> <input type="checkbox"/> offering basket <input type="checkbox"/> pencils <input type="checkbox"/> markers <input type="checkbox"/> posterboard <input type="checkbox"/> dark blue or black mural paper <input type="checkbox"/> yellow or white construction paper <input type="checkbox"/> newspaper <input type="checkbox"/> scissors <input type="checkbox"/> glue or tape <input type="checkbox"/> masking tape <input type="checkbox"/> solid T-shirts <input type="checkbox"/> large paint shirts (for cover-ups) <input type="checkbox"/> fabric markers <input type="checkbox"/> fabric paints <input type="checkbox"/> pie tins <input type="checkbox"/> bowl of water <input type="checkbox"/> towels <input type="checkbox"/> Optional: stickers <input type="checkbox"/> Optional: cardboard <input type="checkbox"/> Optional: CD and CD player <input type="checkbox"/> Optional: candle, matches or lighter 	<ul style="list-style-type: none"> <input type="checkbox"/> wide variety of craft supplies such as paper, self-drying clay, fabric, paints, wire, foam board, and so forth <input type="checkbox"/> scissors <input type="checkbox"/> pencils <input type="checkbox"/> markers <input type="checkbox"/> two or more types of snacks—one healthy and one unhealthy choice would work well <input type="checkbox"/> newspapers or scrap paper <input type="checkbox"/> posterboard <input type="checkbox"/> adhesive <input type="checkbox"/> candle <input type="checkbox"/> candleholder <input type="checkbox"/> matches or lighter <input type="checkbox"/> Optional: CD, CD player

Session 2

Unit 1: God Calls a People Unit 1 Tweens: Hope Begins

	Session & Date	Children Will Learn	Bible in the Session
PRESCHOOL	Abraham and Lot Live Peacefully September 11	God wants us to live peacefully with our families.	Genesis 13:1-18 Verse: I will bless you. (Genesis 22:17)
	Abraham and Lot September 11	God wants us to live peacefully with one another.	Genesis 13:1-18 Verse: May the LORD bless his people with peace! (Psalm 29:11, NRSV)
EARLY ELEMENTARY	Let's Get Along September 11	God calls us to live peacefully with one another.	Genesis 13:1-18 Verse: Pray that the LORD will make us strong and give us peace. (Psalm 29:11, CEV)
	Abram and Lot September 11	God calls us to live peacefully with one another.	Genesis 13:1-18 Verse: Let the LORD bless his people with peace! (Psalm 29:11b)
MIDDLE ELEMENTARY	Promise to Noah September 11	Our relationship with God brings us hope.	Genesis 8:1-9:17 Verse: As long as the earth exists, seedtime and harvest, cold and hot, summer and autumn, day and night will not cease. (Genesis 8:22)
OLDER ELEMENTARY			
TWEENS			

Supplies for Session 2



PRESCHOOL	EARLY ELEMENTARY	MIDDLE ELEMENTARY	OLDER ELEMENTARY	TWEENS
<ul style="list-style-type: none"> <input type="checkbox"/> CD player <input type="checkbox"/> offering basket <input type="checkbox"/> markers <input type="checkbox"/> crayons, including white, black, and pink <input type="checkbox"/> scraps of black and white paper <input type="checkbox"/> cotton balls <input type="checkbox"/> glue sticks <input type="checkbox"/> glue <input type="checkbox"/> tape <input type="checkbox"/> yarn <input type="checkbox"/> Texture Collage Fun: construction paper; sandpaper; scissors; blue cellophane, tissue paper, or construction paper; green tissue paper, Easter grass, or raffia; cotton balls; glue and glue sticks <input type="checkbox"/> easel paints and paper <input type="checkbox"/> containers for paints <input type="checkbox"/> paintbrushes <input type="checkbox"/> large paper <input type="checkbox"/> smocks <input type="checkbox"/> Snack: chocolate chips, raisins, mini-cookies, serving spoons, plastic sandwich bags, napkins <input type="checkbox"/> Optional: collage materials 	<ul style="list-style-type: none"> <input type="checkbox"/> CD player <input type="checkbox"/> offering basket <input type="checkbox"/> pencils <input type="checkbox"/> crayons <input type="checkbox"/> markers <input type="checkbox"/> color copy paper or construction paper in autumn colors <input type="checkbox"/> sheets of colored paper, one per child <input type="checkbox"/> inexpensive paper plates <input type="checkbox"/> cotton balls for two craft activities <input type="checkbox"/> yarn <input type="checkbox"/> glue <input type="checkbox"/> glue sticks <input type="checkbox"/> clear tape <input type="checkbox"/> paper punch <input type="checkbox"/> safety scissors <input type="checkbox"/> adult scissors <input type="checkbox"/> easel paints and paper <input type="checkbox"/> paint containers and paintbrushes <input type="checkbox"/> smocks <input type="checkbox"/> Extra! Extra! small googly eyes, cotton balls, glue, crayons, adult scissors 	<ul style="list-style-type: none"> <input type="checkbox"/> offering basket <input type="checkbox"/> scissors <input type="checkbox"/> paper punch <input type="checkbox"/> glue sticks <input type="checkbox"/> masking tape <input type="checkbox"/> tape <input type="checkbox"/> colored copy or construction paper (autumn colors) <input type="checkbox"/> copy paper (yellow) <input type="checkbox"/> pencils <input type="checkbox"/> markers <input type="checkbox"/> crayons <input type="checkbox"/> resealable plastic sandwich bags <input type="checkbox"/> small, white paper bags <input type="checkbox"/> ribbon <input type="checkbox"/> paper bags and a variety of small objects to divide (such as paper clips, erasers, crayons, markers) <input type="checkbox"/> medium-sized balloons (two different colors, at least 5 of each color) <input type="checkbox"/> white board or newsprint <input type="checkbox"/> ingredients for trail mix <input type="checkbox"/> bowls and scoops <input type="checkbox"/> small plate with a small amount of dirt 	<ul style="list-style-type: none"> <input type="checkbox"/> offering basket <input type="checkbox"/> pencils <input type="checkbox"/> markers <input type="checkbox"/> yellow or white construction paper <input type="checkbox"/> white cardstock <input type="checkbox"/> scissors <input type="checkbox"/> glue <input type="checkbox"/> masking tape <input type="checkbox"/> variety of objects (paper clips, buttons, shells, beads, etc.) <input type="checkbox"/> small jewelry boxes (one per child) <input type="checkbox"/> decorative items (stickers, buttons, trim, etc.) <input type="checkbox"/> ball <input type="checkbox"/> jar, can, or other container <input type="checkbox"/> craft sticks <input type="checkbox"/> large paper cups <input type="checkbox"/> Optional: stickers <input type="checkbox"/> Optional: tape <input type="checkbox"/> Optional: individually wrapped candy <input type="checkbox"/> Optional: crayons <input type="checkbox"/> Optional: CD and CD player <input type="checkbox"/> Optional: candle, matches or lighter 	<ul style="list-style-type: none"> <input type="checkbox"/> pencils <input type="checkbox"/> crayons <input type="checkbox"/> markers <input type="checkbox"/> paper <input type="checkbox"/> scissors <input type="checkbox"/> tape, glue, or other adhesive <input type="checkbox"/> eleven index cards <input type="checkbox"/> construction paper of different colors <input type="checkbox"/> posterboard <input type="checkbox"/> three or four inflated balloons <input type="checkbox"/> whistle, bell, or music <input type="checkbox"/> candle <input type="checkbox"/> candleholder <input type="checkbox"/> matches or lighter <input type="checkbox"/> Optional: paper plates <input type="checkbox"/> Optional: CD, CD player

Session 3

Unit 1: God Calls a People Unit 1 Tweens: Hope Begins

Session & Date	Children Will Learn	Bible in the Session
PRE-SCHOOL Isaac Is Born September 18	God keeps promises.	Genesis 15:5-6; 21:1-17 Verse: I will bless you. (Genesis 22:17)
EARLY ELEMENTARY Baby Isaac September 18	God keeps promises.	Genesis 18:1-15 Verse: Trust the LORD! (Psalm 27:14, CEV)
MIDDLE ELEMENTARY A Child for Sarah September 18	God calls us to trust and be patient.	Genesis 18:1-15 Verse: Trust the LORD! (Psalm 27:14, CEV)
OLDER ELEMENTARY The Three Strangers September 18	God calls us to trust and be patient.	Genesis 15; 17; 18; 21 Verse: Hope in the LORD! Be strong! Let your heart take courage! Hope in the LORD! (Psalm 27:14)
TWEENS Call of Abraham September 18	God calls us to be a blessing.	Genesis 12:1-9; 15:5-6 Verse: All the families of the earth will be blessed because of you. (Genesis 12:3b)

Supplies for Session 3

PRESCHOOL	EARLY ELEMENTARY	MIDDLE ELEMENTARY	OLDER ELEMENTARY	TWEENS
<ul style="list-style-type: none"> <input type="checkbox"/> CD player <input type="checkbox"/> offering basket <input type="checkbox"/> crayons <input type="checkbox"/> markers <input type="checkbox"/> ribbon <input type="checkbox"/> clear tape <input type="checkbox"/> glue sticks <input type="checkbox"/> construction paper <input type="checkbox"/> large blanket or sheet <input type="checkbox"/> pillows <input type="checkbox"/> children's books and Bible storybooks <input type="checkbox"/> stamp pad <input type="checkbox"/> paper punch <input type="checkbox"/> safety scissors <input type="checkbox"/> yarn <input type="checkbox"/> paper towels <input type="checkbox"/> soap and water <input type="checkbox"/> Child of God Circle: small, clear plastic plates (1 per child); yellow tissue paper; paint pen or bold permanent marker; small paper cups; yarn; glue; tape <input type="checkbox"/> Optional: camera 	<ul style="list-style-type: none"> <input type="checkbox"/> CD player <input type="checkbox"/> offering basket <input type="checkbox"/> inexpensive paper plates <input type="checkbox"/> glue sticks <input type="checkbox"/> glue <input type="checkbox"/> hot glue gun <input type="checkbox"/> tape <input type="checkbox"/> crayons <input type="checkbox"/> markers <input type="checkbox"/> permanent marker <input type="checkbox"/> pencils <input type="checkbox"/> color copy paper or construction paper in autumn colors <input type="checkbox"/> large piece of paper <input type="checkbox"/> safety scissors <input type="checkbox"/> adult scissors <input type="checkbox"/> soft indoor ball <input type="checkbox"/> clear plastic plates (2 per child) <input type="checkbox"/> yellow tissue paper <input type="checkbox"/> small paper cups <input type="checkbox"/> yarn <input type="checkbox"/> Extra! Extra! safety scissors, glue, glitter, markers <input type="checkbox"/> Extra! Extra! empty, clean plastic drink bottles or cardboard tubes; clear tape; adult scissors 	<ul style="list-style-type: none"> <input type="checkbox"/> offering basket <input type="checkbox"/> narrow ribbon <input type="checkbox"/> scissors <input type="checkbox"/> tape <input type="checkbox"/> glue sticks <input type="checkbox"/> colored copy or construction paper (autumn colors) <input type="checkbox"/> copy paper (yellow) <input type="checkbox"/> pencils <input type="checkbox"/> markers <input type="checkbox"/> 6-inch paper plates (one per child) <input type="checkbox"/> plastic foam packing peanuts <input type="checkbox"/> disposable plastic plates <input type="checkbox"/> towels and water <input type="checkbox"/> large sack <input type="checkbox"/> white board or newsprint <input type="checkbox"/> 4-inch clay pots <input type="checkbox"/> acrylic craft paints <input type="checkbox"/> small paintbrushes <input type="checkbox"/> resealable plastic bags <input type="checkbox"/> newspaper <input type="checkbox"/> potting soil and scoop <input type="checkbox"/> seeds <input type="checkbox"/> containers of water 	<ul style="list-style-type: none"> <input type="checkbox"/> offering basket <input type="checkbox"/> pencils <input type="checkbox"/> markers <input type="checkbox"/> yellow or white construction paper <input type="checkbox"/> white board <input type="checkbox"/> scissors <input type="checkbox"/> glue or tape <input type="checkbox"/> masking tape <input type="checkbox"/> boxes or baskets <input type="checkbox"/> lots of small items (paper clips, marbles, beads, etc.) <input type="checkbox"/> paper plates (one per child) <input type="checkbox"/> salt <input type="checkbox"/> straws <input type="checkbox"/> ice cube <input type="checkbox"/> plate (not paper) <input type="checkbox"/> treats (such as grapes, animal crackers, cheese) <input type="checkbox"/> napkins <input type="checkbox"/> Optional: stickers <input type="checkbox"/> Optional: CD and CD player <input type="checkbox"/> Optional: candle, matches or lighter 	<ul style="list-style-type: none"> <input type="checkbox"/> pencils <input type="checkbox"/> fine-tipped markers <input type="checkbox"/> two or more sheets of posterboard or newsprint <input type="checkbox"/> scissors <input type="checkbox"/> tape or other adhesive <input type="checkbox"/> string or yarn <input type="checkbox"/> paper <input type="checkbox"/> cans or jars without lids <input type="checkbox"/> "golf club" (long wrapping paper tube or yardstick) <input type="checkbox"/> candle <input type="checkbox"/> candleholder <input type="checkbox"/> matches or lighter <input type="checkbox"/> Optional: CD, CD player

Session 4

Unit 1: God Calls a People Unit 1 Tweens: Hope Begins

	Session & Date	Children Will Learn	Bible in the Session
PRESCHOOL	Isaac Marries Rebekah September 25	When we follow God's call, we are blessed.	Genesis 24 Verse: I will bless you. (Genesis 22:17)
	Isaac and Rebekah September 25	God will guide us and bless us.	Genesis 24 Verse: God will never forget his promises.. (Psalm 105:8, CEV, adapted)
EARLY ELEMENTARY	A Bride for Isaac September 25	When we follow God's call, we are blessed.	Genesis 24 Verse: You are my God. Show me what you want me to do. (Psalm 143:10, CEV)
	Isaac and Rebekah September 25	When we follow God's call, we are blessed.	Genesis 24 Verse: Teach me to do what pleases you, because you are my God. (Psalm 143:10a)
MIDDLE ELEMENTARY	Isaac and Rebekah September 25	When we follow God's call, we are blessed.	Genesis 24 Verse: Teach me to do what pleases you, because you are my God. (Psalm 143:10a)
OLDER ELEMENTARY	Isaac and Rebekah September 25	When we follow God's call, we are blessed.	Genesis 24 Verse: Teach me to do what pleases you, because you are my God. (Psalm 143:10a)
TWEENS	Jacob Struggles September 25	Faith grows and matures as we grow and mature.	Genesis 32:22-32 (Genesis 32:28)

Supplies for Session 4

PRESCHOOL	EARLY ELEMENTARY	MIDDLE ELEMENTARY	OLDER ELEMENTARY	TWEENS
<ul style="list-style-type: none"> <input type="checkbox"/> CD player <input type="checkbox"/> offering basket <input type="checkbox"/> crayons <input type="checkbox"/> washable markers <input type="checkbox"/> glue sticks <input type="checkbox"/> clear tape <input type="checkbox"/> play dough <input type="checkbox"/> heart-shaped cookie cutters <input type="checkbox"/> white construction paper <input type="checkbox"/> scissors <input type="checkbox"/> pencils <input type="checkbox"/> 1- by 9-inch paper strips cut from different colors of construction paper <input type="checkbox"/> lunch-sized paper bags (2 per child) <input type="checkbox"/> 36-inch lengths of yarn or ribbon (1 per child) <input type="checkbox"/> Sand Art: sheets of sandpaper, crayons, construction paper, glue <input type="checkbox"/> Snacking on "Sand" graham cracker crumbs, gummy candies, chocolate chips, mini-marshmallows, clear cups, spoons 	<ul style="list-style-type: none"> <input type="checkbox"/> CD player <input type="checkbox"/> offering basket <input type="checkbox"/> construction paper <input type="checkbox"/> color copy paper or construction paper in autumn colors <input type="checkbox"/> plain paper <input type="checkbox"/> safety scissors <input type="checkbox"/> glue sticks <input type="checkbox"/> masking tape <input type="checkbox"/> clear tape <input type="checkbox"/> colored pencils <input type="checkbox"/> pencils <input type="checkbox"/> crayons <input type="checkbox"/> markers <input type="checkbox"/> stapler/staples <input type="checkbox"/> wooden craft sticks (4 per camel) <input type="checkbox"/> facial tissues <input type="checkbox"/> yarn <input type="checkbox"/> Optional: glitter, glue <input type="checkbox"/> Extra! Extra! cardboard tubes, posterboard, yarn, crayons and markers, adult scissors, safety scissors, glue sticks, clear tape 	<ul style="list-style-type: none"> <input type="checkbox"/> offering basket <input type="checkbox"/> scissors <input type="checkbox"/> stapler/staples <input type="checkbox"/> glue sticks <input type="checkbox"/> pencils <input type="checkbox"/> tape <input type="checkbox"/> markers <input type="checkbox"/> crayons <input type="checkbox"/> copy paper (yellow) <input type="checkbox"/> colored copy or construction paper (autumn colors) <input type="checkbox"/> bar magnet and paper clip <input type="checkbox"/> compass <input type="checkbox"/> sturdy dinner-sized paper plate <input type="checkbox"/> small leaf <input type="checkbox"/> wooden craft sticks (4 per child) <input type="checkbox"/> facial tissues <input type="checkbox"/> gallon milk jug filled with water 	<ul style="list-style-type: none"> <input type="checkbox"/> offering basket <input type="checkbox"/> pencils <input type="checkbox"/> markers <input type="checkbox"/> thin permanent markers <input type="checkbox"/> yellow or white construction paper <input type="checkbox"/> posterboard <input type="checkbox"/> index cards <input type="checkbox"/> strips of paper <input type="checkbox"/> scissors <input type="checkbox"/> glue <input type="checkbox"/> tape <input type="checkbox"/> masking tape <input type="checkbox"/> paper cups <input type="checkbox"/> fabric <input type="checkbox"/> fabric or craft glue <input type="checkbox"/> decorative trim and/or fabric markers <input type="checkbox"/> clear contact paper <input type="checkbox"/> Optional: Funky Film (may be purchased at craft stores) <input type="checkbox"/> Optional: stickers <input type="checkbox"/> Optional: paper <input type="checkbox"/> Optional: pens <input type="checkbox"/> Optional: CD and CD player <input type="checkbox"/> Optional: candle, matches or lighter 	<ul style="list-style-type: none"> <input type="checkbox"/> polystyrene foam ball <input type="checkbox"/> construction paper or piece of string or wire <input type="checkbox"/> as many varied craft supplies as are readily available <input type="checkbox"/> glue, tape, or other adhesive <input type="checkbox"/> scissors <input type="checkbox"/> pencils <input type="checkbox"/> string <input type="checkbox"/> masking tape <input type="checkbox"/> index cards (different color for each team) <input type="checkbox"/> bag <input type="checkbox"/> candle <input type="checkbox"/> candleholder <input type="checkbox"/> matches or lighter <input type="checkbox"/> Optional: CD, CD player

Session 5

Unit 2: God's Family Grows Unit 2 Tweens: Hope Grows

Session & Date	Children Will Learn	Bible in the Session
PRE-SCHOOL Jacob and Esau Are Born October 2	God plans for family members to be different.	Genesis 25:19-27 Verse: I am with you now, I will protect you everywhere you go. (Genesis 28:15)
EARLY ELEMENTARY Jacob and Esau October 2	We are children of God; each of us is unique and special.	Genesis 25:19-28 Verse: Children are a blessing and a gift from the LORD. (Psalm 127:3, CEV)
MIDDLE ELEMENTARY Two Brothers October 2	We are children of God, each of us unique and special.	Genesis 25:19-28 Verse: I praise you because of the wonderful way you created me. (Psalm 139:14, CEV)
OLDER ELEMENTARY The Twins October 2	We are part of God's family, marvelously set apart.	Genesis 25:19-27 Verse: I give thanks to you that I was marvelously set apart. (Psalm 139:14a)
TWEENS Joseph's Family Reunites October 2	With forgiveness relationships can be restored.	Genesis 41:37-46:27 Verse: You planned something bad for me, but God produced something good from it. (Genesis 50:20a)

Supplies for Session

5

PRESCHOOL	EARLY ELEMENTARY	MIDDLE ELEMENTARY	OLDER ELEMENTARY	TWEENS
<ul style="list-style-type: none"> <input type="checkbox"/> CD player <input type="checkbox"/> offering basket <input type="checkbox"/> crayons <input type="checkbox"/> washable markers <input type="checkbox"/> a permanent marker <input type="checkbox"/> different colors of paper <input type="checkbox"/> brown crepe paper streamers <input type="checkbox"/> safety scissors <input type="checkbox"/> adult scissors <input type="checkbox"/> staplers/staples <input type="checkbox"/> glue sticks <input type="checkbox"/> masking tape <input type="checkbox"/> tape <input type="checkbox"/> Cleaning Fun: water, spray bottles, paper towels, dish soap, dish towels, plastic dishpans, plastic dishes and toys <input type="checkbox"/> Jacob & Esau Puppets: craft sticks; masking tape; red yarn or fur; construction paper scraps; fabric scraps; old file folders, cardboard, posterboard, or recycled cereal boxes; glue <input type="checkbox"/> Snack: tubes of frosting, plain sugar cookies, napkins 	<ul style="list-style-type: none"> <input type="checkbox"/> CD player <input type="checkbox"/> offering basket <input type="checkbox"/> color copy paper or construction paper in autumn colors <input type="checkbox"/> paper plates <input type="checkbox"/> safety scissors <input type="checkbox"/> glue sticks <input type="checkbox"/> glue <input type="checkbox"/> masking tape <input type="checkbox"/> clear tape <input type="checkbox"/> pencils <input type="checkbox"/> crayons <input type="checkbox"/> markers <input type="checkbox"/> red and brown yarn <input type="checkbox"/> craft sticks or clean, plastic drink bottles <input type="checkbox"/> Extra! Extra! glitter, glue, safety scissors <input type="checkbox"/> Extra! Extra! lids of baby food jars, magnetic strips, paintbrushes, metallic paint, passport-size photos of the children, glue 	<ul style="list-style-type: none"> <input type="checkbox"/> offering basket <input type="checkbox"/> scissors <input type="checkbox"/> glue sticks <input type="checkbox"/> pencils <input type="checkbox"/> clear tape <input type="checkbox"/> markers <input type="checkbox"/> crayons <input type="checkbox"/> colored copy paper (including yellow) <input type="checkbox"/> colored copy or construction paper (autumn colors) <input type="checkbox"/> ink pad <input type="checkbox"/> paper towels (or baby wipes) <input type="checkbox"/> clean 15-ounce cans (1 per child) and black yarn <input type="checkbox"/> paper fasteners <input type="checkbox"/> 10-inch heavy duty paper plates <input type="checkbox"/> yarn <input type="checkbox"/> Optional: magnifying glass 	<ul style="list-style-type: none"> <input type="checkbox"/> offering basket <input type="checkbox"/> pencils <input type="checkbox"/> markers <input type="checkbox"/> thin markers <input type="checkbox"/> plain paper <input type="checkbox"/> index cards <input type="checkbox"/> yellow or white construction paper <input type="checkbox"/> scissors <input type="checkbox"/> glue or tape <input type="checkbox"/> masking tape <input type="checkbox"/> stamp pad <input type="checkbox"/> magnifying glass <input type="checkbox"/> Optional: stickers <input type="checkbox"/> Optional: crayons <input type="checkbox"/> Optional: pushpins <input type="checkbox"/> Optional: CD and CD player <input type="checkbox"/> Optional: candle, matches or lighter 	<ul style="list-style-type: none"> <input type="checkbox"/> pencils <input type="checkbox"/> pens <input type="checkbox"/> markers <input type="checkbox"/> chalkboard, chalk, and eraser or markerboard, markers, and eraser <input type="checkbox"/> string <input type="checkbox"/> paper punch <input type="checkbox"/> paper <input type="checkbox"/> scissors <input type="checkbox"/> candle <input type="checkbox"/> candleholder <input type="checkbox"/> matches or lighter <input type="checkbox"/> Optional: CD, CD player

Session 6

Unit 2: God's Family Grows Unit 2 Tweens: Hope Grows

	Session & Date	Children Will Learn	Bible in the Session
PRE-SCHOOL	Esau Gives Away His Birthright October 9	God wants families to be kind to each other.	Genesis 25:29-34 Verse: I am with you now, I will protect you everywhere you go. (Genesis 28:15)
EARLY ELEMENTARY	Jacob Is Not Fair October 9	God wants us to be fair with one another.	Genesis 25:27-34 Verse: Doing what it right and fair pleases the LORD. (Proverbs 21:3, CEV)
MIDDLE ELEMENTARY	The Trade October 9	Members of the Family of God try to do what is right and fair.	Genesis 25:27-34 Verse: Doing what it right and fair pleases the LORD. (Proverbs 21:3, CEV)
OLDER ELEMENTARY	Jacob vs. Esau October 9	God wants us to treat others fairly and with kindness.	Genesis 25:29-34; 26:2-5; 27:1-45 Verse: Those who pursue righteousness and kindness will find life, righteousness, and honor. (Proverbs 21:21)
TWEENS	In the Wilderness October 9	God gives us hope.	Exodus 14-19 Verse: I know the plans I have in mind for you, declares the LORD; they are plans for peace, not disaster, to give you a future filled with hope. (Jeremiah 29:11)

Supplies for Session

6

PRESCHOOL	EARLY ELEMENTARY	MIDDLE ELEMENTARY	OLDER ELEMENTARY	TWEENS
<ul style="list-style-type: none"> <input type="checkbox"/> CD player <input type="checkbox"/> offering basket <input type="checkbox"/> crayons <input type="checkbox"/> washable markers <input type="checkbox"/> a dark-colored marker <input type="checkbox"/> glue or glue sticks <input type="checkbox"/> tape <input type="checkbox"/> envelopes <input type="checkbox"/> play microphone or aluminum foil <input type="checkbox"/> dress-up clothes <input type="checkbox"/> play-housekeeping equipment <input type="checkbox"/> dollhouse <input type="checkbox"/> dolls <input type="checkbox"/> construction paper <input type="checkbox"/> magazine pictures of children <input type="checkbox"/> clear, self-adhesive paper 	<ul style="list-style-type: none"> <input type="checkbox"/> CD player <input type="checkbox"/> offering basket <input type="checkbox"/> color copy paper or construction paper in autumn colors <input type="checkbox"/> construction paper <input type="checkbox"/> paper plates <input type="checkbox"/> safety scissors <input type="checkbox"/> glue sticks <input type="checkbox"/> glue <input type="checkbox"/> clear tape <input type="checkbox"/> air-drying clay <input type="checkbox"/> acrylic paints <input type="checkbox"/> paintbrushes <input type="checkbox"/> pencils <input type="checkbox"/> crayons <input type="checkbox"/> cardboard tubes or clean, plastic drink bottles <input type="checkbox"/> Extra! Extra! cardstock (old file folders), adult scissors, paper fasteners, paper punch, glue sticks, pencils 	<ul style="list-style-type: none"> <input type="checkbox"/> offering basket <input type="checkbox"/> Cow Coin Catcher (made in Session 5) <input type="checkbox"/> scissors <input type="checkbox"/> glue sticks <input type="checkbox"/> tape <input type="checkbox"/> colored copy paper <input type="checkbox"/> stapler/staples <input type="checkbox"/> markers <input type="checkbox"/> crayons <input type="checkbox"/> pencils <input type="checkbox"/> lunch-sized paper bags <input type="checkbox"/> variety of inexpensive trinkets for the kids (such as erasers, balls, pencils, package of crackers) <input type="checkbox"/> envelopes <input type="checkbox"/> cardstock or old file folders <input type="checkbox"/> paper fasteners <input type="checkbox"/> Optional: colored copy or construction paper (autumn colors) 	<ul style="list-style-type: none"> <input type="checkbox"/> offering basket <input type="checkbox"/> pencils <input type="checkbox"/> markers <input type="checkbox"/> brown paper sacks <input type="checkbox"/> index cards <input type="checkbox"/> yellow or white construction paper <input type="checkbox"/> scissors <input type="checkbox"/> glue or tape <input type="checkbox"/> masking tape <input type="checkbox"/> basket <input type="checkbox"/> ingredients for the stew (1 onion, chopped; 1 tablespoon olive oil; 1/2 teaspoon ground cumin; 1/2 teaspoon ground coriander; 2 cloves garlic, minced; 3 cups chicken stock; 1 cup red lentils; 1/2 pound spinach, optional; salt) <input type="checkbox"/> bowls <input type="checkbox"/> spoons <input type="checkbox"/> napkins <input type="checkbox"/> cups <input type="checkbox"/> water <input type="checkbox"/> Optional: stickers <input type="checkbox"/> Optional: glue, decorative items (feathers, fur, trim, etc.) <input type="checkbox"/> Optional: CD and CD player <input type="checkbox"/> Optional: candle, matches or lighter 	<ul style="list-style-type: none"> <input type="checkbox"/> pencils <input type="checkbox"/> packing peanuts <input type="checkbox"/> toothpicks <input type="checkbox"/> container <input type="checkbox"/> scissors <input type="checkbox"/> paper <input type="checkbox"/> adhesive <input type="checkbox"/> bowl or bag <input type="checkbox"/> candle <input type="checkbox"/> candleholder <input type="checkbox"/> matches or lighter <input type="checkbox"/> Optional: CD, CD player

Session

7

Unit 2: God's Family Grows Unit 2 Tweens: Hope Grows

Session & Date	Children Will Learn	Bible in the Session
PRESCHOOL Jacob's Ladder October 16	God is with us wherever we go.	Genesis 28:10-22, NRSV Verse: I am with you now, I will protect you everywhere you go. (Genesis 28:15)
EARLY ELEMENTARY Jacob Cheats Esau October 16	God wants us to be honest with one another.	Genesis 27:1-38 Verse: Obey me and don't cheat anyone. (Leviticus 25:17, CEV)
MIDDLE ELEMENTARY The Blessing Thief October 16	Members of the Family of God are honest and trustworthy.	Genesis 27:1-45 Verse: You should be content with what you have. (Hebrews 13:5)
OLDER ELEMENTARY Jacob's Dream October 16	No matter what we do or where we go, God is always with us.	Genesis 28:3-4, 10-22 Verse: I am with you now, I will protect you everywhere you go. (Genesis 28:15a)
TWEENS Joshua October 16	We need to trust and obey God.	Joshua 1-2; 5:10-6:27 Verse: Choose this day whom you will serve . . . ; but as for me and my household, we will serve the LORD. (Joshua 24:15b, d; NRSV)

Supplies for Session

7

PRESCHOOL	EARLY ELEMENTARY	MIDDLE ELEMENTARY	OLDER ELEMENTARY	TWEENS
<ul style="list-style-type: none"> <input type="checkbox"/> CD player <input type="checkbox"/> offering basket <input type="checkbox"/> glue sticks <input type="checkbox"/> clear tape <input type="checkbox"/> crayons <input type="checkbox"/> washable markers <input type="checkbox"/> chalk <input type="checkbox"/> brads <input type="checkbox"/> scissors <input type="checkbox"/> black or dark blue construction paper <input type="checkbox"/> construction paper or used file folders <input type="checkbox"/> paper plates <input type="checkbox"/> paper cups <input type="checkbox"/> coffee filters <input type="checkbox"/> sleeping bags <input type="checkbox"/> pop-up tent or old sheets and/or blankets <input type="checkbox"/> blankets or towels <input type="checkbox"/> small stones, rocks, or smooth pebbles (1 per child) <input type="checkbox"/> Snack: angel food cake, chocolate syrup, strawberry jam, spoons, paper plates, napkins <input type="checkbox"/> Optional: white glue, glitter, glitter glue 	<ul style="list-style-type: none"> <input type="checkbox"/> CD player <input type="checkbox"/> offering basket <input type="checkbox"/> color copy paper or construction paper in autumn colors <input type="checkbox"/> construction paper <input type="checkbox"/> paper plates <input type="checkbox"/> safety scissors <input type="checkbox"/> glue sticks <input type="checkbox"/> glue <input type="checkbox"/> clear tape <input type="checkbox"/> beach ball <input type="checkbox"/> blankets or towels <input type="checkbox"/> cardboard tubes or clean, plastic drink bottles <input type="checkbox"/> Face Disguises: feathers, glitter, glue, elastic string or yarn, sequins, paper plates, strips of paper, adult scissors, paper punch, markers, crayons <input type="checkbox"/> Extra! Extra! safety scissors, blindfold, stapler, grocery sacks or butcher paper 	<ul style="list-style-type: none"> <input type="checkbox"/> offering basket <input type="checkbox"/> Cow Coin Catcher (made in Session 5) <input type="checkbox"/> glue sticks <input type="checkbox"/> tape <input type="checkbox"/> colored duct tape <input type="checkbox"/> scissors <input type="checkbox"/> chenille stems <input type="checkbox"/> yarn <input type="checkbox"/> unsharpened pencils <input type="checkbox"/> pencils <input type="checkbox"/> markers <input type="checkbox"/> crayons <input type="checkbox"/> lunch-sized paper bags <input type="checkbox"/> rubber bands <input type="checkbox"/> variety of items to smell: peppermint, orange, coffee beans, herbs, onions, popcorn <input type="checkbox"/> variety of items to touch: sandpaper, rock, faux fur, silk scarf, feathers, leather <input type="checkbox"/> beach ball <input type="checkbox"/> Optional: colored copy or construction paper (autumn colors) <input type="checkbox"/> Optional: stop watch 	<ul style="list-style-type: none"> <input type="checkbox"/> offering basket <input type="checkbox"/> pencils <input type="checkbox"/> markers <input type="checkbox"/> white paper <input type="checkbox"/> yellow or white construction paper <input type="checkbox"/> index cards <input type="checkbox"/> white board <input type="checkbox"/> scissors <input type="checkbox"/> glue <input type="checkbox"/> tape <input type="checkbox"/> masking tape <input type="checkbox"/> paper clips <input type="checkbox"/> collage supplies (construction paper, fabric, decorative items, cotton balls, buttons, etc.) <input type="checkbox"/> needle <input type="checkbox"/> bar magnet <input type="checkbox"/> wide, flat piece of cork <input type="checkbox"/> plate or lid filled with water <input type="checkbox"/> beanbag <input type="checkbox"/> paper plates <input type="checkbox"/> candy suckers <input type="checkbox"/> Optional: stickers <input type="checkbox"/> Optional: crayons <input type="checkbox"/> Optional: stapler <input type="checkbox"/> Optional: CD and CD player <input type="checkbox"/> Optional: candle, matches or lighter 	<ul style="list-style-type: none"> <input type="checkbox"/> pencils <input type="checkbox"/> items for stacking <input type="checkbox"/> scissors <input type="checkbox"/> blindfolds <input type="checkbox"/> inflated balloons <input type="checkbox"/> masking tape <input type="checkbox"/> string or yarn <input type="checkbox"/> craft supplies <input type="checkbox"/> adhesive <input type="checkbox"/> paper <input type="checkbox"/> candle <input type="checkbox"/> candleholder <input type="checkbox"/> matches or lighter <input type="checkbox"/> Optional: CD, CD player

Unit 2: God's Family Grows Unit 2 Tweens: Hope Grows

Session & Date	Children Will Learn	Bible in the Session
PRESCHOOL Jacob and Rachel October 23	God is with us, guiding us and leading us.	Genesis 29:1-14 Verse: I am with you now, I will protect you everywhere you go. (Genesis 28:15)
EARLY ELEMENTARY Jacob's Ladder October 23	God is always with us.	Genesis 28:10-22 Verse: I am with you and will keep you wherever you go. (Genesis 28:15, NRSV)
MIDDLE ELEMENTARY Stairway to Heaven October 23	No matter what we do or where we go, God will be with us.	Genesis 28:10-22 Verse: I am with you now, I will protect you everywhere you go. (Genesis 28:15)
OLDER ELEMENTARY Jacob and Rachel October 23	Through everything, God's love is steadfast.	Genesis 29:1-30 Verse: Trust in the LORD with all your heart; don't rely on your own intelligence. (Proverbs 3:5)
TWEENS Gideon October 23	God provides people to lead us in faithful living.	Judges 2; 6-7; 8:22-23 Verse: I'm not the one who will rule over you, and my son won't rule over you either. The LORD rules over you. (Judges 8:23)

Supplies for Session 8



PRESCHOOL	EARLY ELEMENTARY	MIDDLE ELEMENTARY	OLDER ELEMENTARY	TWEENS
<ul style="list-style-type: none"> <input type="checkbox"/> CD player <input type="checkbox"/> offering basket <input type="checkbox"/> glue <input type="checkbox"/> glue sticks <input type="checkbox"/> heavy tape <input type="checkbox"/> masking tape <input type="checkbox"/> tongue depressors <input type="checkbox"/> crayons <input type="checkbox"/> washable markers <input type="checkbox"/> construction paper <input type="checkbox"/> red tissue paper or red cellophane <input type="checkbox"/> 6 1/2- by 9 1/2-inch envelopes <input type="checkbox"/> safety scissors <input type="checkbox"/> large-size paintbrushes <input type="checkbox"/> bucket of water <input type="checkbox"/> play dough <input type="checkbox"/> rolling pins <input type="checkbox"/> heart-shaped cookie cutters <input type="checkbox"/> store-bought stickers <input type="checkbox"/> paper cups <input type="checkbox"/> church directory with the children's addresses 	<ul style="list-style-type: none"> <input type="checkbox"/> CD player <input type="checkbox"/> offering basket <input type="checkbox"/> color copy paper or construction paper in autumn colors <input type="checkbox"/> lunch-size paper bags <input type="checkbox"/> recycled newspaper <input type="checkbox"/> cardboard <input type="checkbox"/> cotton balls <input type="checkbox"/> pieces of lace <input type="checkbox"/> glitter <input type="checkbox"/> yarn <input type="checkbox"/> safety scissors <input type="checkbox"/> paper punch <input type="checkbox"/> glue sticks <input type="checkbox"/> glue <input type="checkbox"/> clear tape <input type="checkbox"/> crayons <input type="checkbox"/> markers <input type="checkbox"/> Extra! Extra! masking tape or painter's tape (optional: newsprint and markers) <input type="checkbox"/> Extra! Extra! clean, palm-size rocks (1 per child) metallic crayons 	<ul style="list-style-type: none"> <input type="checkbox"/> Cow Coin Catcher (made in Session 5) <input type="checkbox"/> paper punch <input type="checkbox"/> stapler/staples <input type="checkbox"/> glue sticks <input type="checkbox"/> tape <input type="checkbox"/> scissors <input type="checkbox"/> cardboard <input type="checkbox"/> yarn <input type="checkbox"/> pencils <input type="checkbox"/> markers <input type="checkbox"/> posterboard <input type="checkbox"/> color copy paper <input type="checkbox"/> Optional: colored copy or construction paper (autumn colors) 	<ul style="list-style-type: none"> <input type="checkbox"/> offering basket <input type="checkbox"/> pencils <input type="checkbox"/> markers <input type="checkbox"/> crayons, including light-colored and black <input type="checkbox"/> white paper <input type="checkbox"/> yellow or white construction paper <input type="checkbox"/> scissors <input type="checkbox"/> glue or tape <input type="checkbox"/> masking tape <input type="checkbox"/> pennies or paper clip <input type="checkbox"/> furniture and other objects for an obstacle course <input type="checkbox"/> white board <input type="checkbox"/> eraser <input type="checkbox"/> Optional: stickers <input type="checkbox"/> Optional: one-gallon resealable plastic bags, inexpensive 8-by-10 cardboard photo mats, washable black poster paint, white glue <input type="checkbox"/> Optional: CD and CD player <input type="checkbox"/> Optional: candle, matches or lighter 	<ul style="list-style-type: none"> <input type="checkbox"/> pencils <input type="checkbox"/> scissors <input type="checkbox"/> candle <input type="checkbox"/> candleholder <input type="checkbox"/> matches or lighter <input type="checkbox"/> Optional: CD, CD player

Session 9

Unit 2: God's Family Grows Unit 2 Tweens: Hope Grows

	Session & Date	Children Will Learn	Bible in the Session
PRESCHOOL	Jacob and Esau Forgive October 30	God wants family members to forgive each other.	Genesis 33:1-17 Verse: I am with you now, I will protect you everywhere you go. (Genesis 28:15)
	Esau Forgives Jacob October 30	God wants us to forgive one another.	Genesis 31:3, 17-18; 32:3-22; 33:1-4 Verse: Forgive one another. (Ephesians 4:32, NRSV, adapted)
EARLY ELEMENTARY	Jacob Comes Home October 30	God forgives us; we should forgive others.	Genesis 33:1-17 Verse: Be kind, compassionate, and forgiving to each other. (Ephesians 4:32)
	Jacob and Esau Reunite October 30	Because God forgives us, God wants us to forgive one another.	Genesis 31:3, 17-18; 32:3-31; 33:1-11 Verse: Be kind, compassionate, and forgiving to each other, in the same way God forgave you in Christ. (Ephesians 4:32)
MIDDLE ELEMENTARY	Israel Demands a King October 30	God is king of the nations.	1 Samuel 8-10 Verse: God is king over the nations; God sits on his holy throne. (Psalm 47:8, NRSV)
OLDER ELEMENTARY			
TWEENS			

Supplies for Session 9



PRESCHOOL	EARLY ELEMENTARY	MIDDLE ELEMENTARY	OLDER ELEMENTARY	TWEENS
<ul style="list-style-type: none"> <input type="checkbox"/> CD player <input type="checkbox"/> offering basket <input type="checkbox"/> glue sticks <input type="checkbox"/> tape <input type="checkbox"/> colorful yarn <input type="checkbox"/> safety scissors <input type="checkbox"/> stapler/staples <input type="checkbox"/> crayons <input type="checkbox"/> washable markers <input type="checkbox"/> construction paper <input type="checkbox"/> magazines <input type="checkbox"/> dessert-sized paper plates <input type="checkbox"/> ribbon or yarn <input type="checkbox"/> yarn (in hair colors) <input type="checkbox"/> Optional: paper towel tubes, construction paper 	<ul style="list-style-type: none"> <input type="checkbox"/> CD player <input type="checkbox"/> offering basket <input type="checkbox"/> color copy paper or construction paper in autumn colors <input type="checkbox"/> safety scissors <input type="checkbox"/> crayons <input type="checkbox"/> markers <input type="checkbox"/> pencils <input type="checkbox"/> glue <input type="checkbox"/> glue sticks <input type="checkbox"/> clear tape <input type="checkbox"/> Extra! Extra: construction paper, crayons, glue sticks, adult scissors, stapler <input type="checkbox"/> Extra! Extra: crayons with the paper removed, glue, plain white paper (optional: masking tape) 	<ul style="list-style-type: none"> <input type="checkbox"/> offering basket <input type="checkbox"/> scissors <input type="checkbox"/> glue sticks <input type="checkbox"/> color copy paper <input type="checkbox"/> pencils <input type="checkbox"/> cellulose sponges (new) <input type="checkbox"/> heart pattern <input type="checkbox"/> small paper plate <input type="checkbox"/> permanent felt-tip markers <input type="checkbox"/> tape <input type="checkbox"/> 12 paper plates <input type="checkbox"/> a beanbag (or resealable sandwich bag partially filled with birdseed) <input type="checkbox"/> score pad <input type="checkbox"/> string or yarn <input type="checkbox"/> Optional: colored copy or construction paper (autumn colors) 	<ul style="list-style-type: none"> <input type="checkbox"/> offering basket <input type="checkbox"/> pencils <input type="checkbox"/> markers <input type="checkbox"/> permanent markers <input type="checkbox"/> paper <input type="checkbox"/> yellow or white construction paper <input type="checkbox"/> large brown paper sack <input type="checkbox"/> scissors <input type="checkbox"/> glue or tape <input type="checkbox"/> masking tape <input type="checkbox"/> pushpins <input type="checkbox"/> balloons (two per child) <input type="checkbox"/> individually wrapped treats <input type="checkbox"/> table <input type="checkbox"/> Optional: stickers <input type="checkbox"/> Optional: variety of decorative items <input type="checkbox"/> Optional: pushpins <input type="checkbox"/> Optional: CD and CD player <input type="checkbox"/> Optional: candle, matches or lighter 	<ul style="list-style-type: none"> <input type="checkbox"/> light brown paper <input type="checkbox"/> paper of any color <input type="checkbox"/> scissors <input type="checkbox"/> markers <input type="checkbox"/> adhesive <input type="checkbox"/> other craft supplies as needed <input type="checkbox"/> pencils <input type="checkbox"/> candle <input type="checkbox"/> candleholder <input type="checkbox"/> matches or lighter <input type="checkbox"/> Optional: CD, CD player

Session 10

Unit 3: Hope for God's People Unit 3 Tweens: Hope for God's People

Session & Date	Children Will Learn	Bible in the Session
PRESCHOOL Joseph, the Dreamer November 6	God is with us all the time.	Genesis 37:1-11 Verse: The LORD was with Joseph. (Genesis 39:2)
EARLY ELEMENTARY Joseph's Coat November 6	God is with us in difficult times.	Genesis 37:1-36 Verse: Trust in the LORD with all your heart. (Proverbs 3:5, NRSV)
MIDDLE ELEMENTARY Joseph November 6	As we grow, we learn what God wants us to do and to be.	Genesis 37 Verse: Love is kind and patient, never jealous, boastful, proud, or rude. (1 Corinthians 13:4-5, CEV)
OLDER ELEMENTARY The Dreamer and His Brothers November 6	God loves us no matter what.	Genesis 37:1-36 Verse: Though they trip up, they won't be thrown down, because the LORD holds their hand. (Psalm 37:24)
TWEENS David the King November 6	When we are faithful to God, God helps us do great things.	1 Samuel 16-17 and 2 Samuel 5:1-12; 6:1-5; 9 Verse: And David became greater and greater, for the LORD, the God of hosts, was with him. (2 Samuel 5:10, NRSV)

Supplies for Session 10

PRESCHOOL	EARLY ELEMENTARY	MIDDLE ELEMENTARY	OLDER ELEMENTARY	TWEENS
<ul style="list-style-type: none"> <input type="checkbox"/> CD player <input type="checkbox"/> offering basket <input type="checkbox"/> red, yellow, and blue tissue paper or cellophane <input type="checkbox"/> white paper <input type="checkbox"/> mural paper <input type="checkbox"/> paintbrushes <input type="checkbox"/> white glue <input type="checkbox"/> glue sticks <input type="checkbox"/> tape <input type="checkbox"/> safety scissors <input type="checkbox"/> crayons <input type="checkbox"/> markers <input type="checkbox"/> dress-up clothes and colorful scarfs <input type="checkbox"/> magazines <input type="checkbox"/> Optional: fabric scraps for making Joseph's colorful coat 	<ul style="list-style-type: none"> <input type="checkbox"/> CD player <input type="checkbox"/> offering basket <input type="checkbox"/> construction paper <input type="checkbox"/> red paper for cutting out a large heart shape <input type="checkbox"/> tagboard, old file folders, or large index cards <input type="checkbox"/> adult scissors <input type="checkbox"/> paper clips <input type="checkbox"/> masking tape <input type="checkbox"/> glue sticks <input type="checkbox"/> child-size bathrobe <input type="checkbox"/> several colors of crepe paper strips <input type="checkbox"/> pencils <input type="checkbox"/> crayons, including bright colored ones and black ones <input type="checkbox"/> markers <input type="checkbox"/> Extra! Extra! colorful paper such as wrapping paper, scrapbook paper, and construction paper; coat hanger; safety scissors; large piece of plain paper; tape; glue sticks 	<ul style="list-style-type: none"> <input type="checkbox"/> offering basket <input type="checkbox"/> scissors <input type="checkbox"/> glue sticks <input type="checkbox"/> pencils <input type="checkbox"/> crayons <input type="checkbox"/> markers <input type="checkbox"/> basket or bag <input type="checkbox"/> Patchwork Coat: colorful paper: (scrapbook, wrapping, or construction paper; or old magazines) glue sticks. (Optional: posterboard, chenille stems, masking tape) <input type="checkbox"/> God Wants Me to Be Tree: colored paper (blue and green), craft paint (orange, red, and yellow), scraps of art foam, cardboard, small paper plates, crayons or markers, scissors, glue sticks 	<ul style="list-style-type: none"> <input type="checkbox"/> offering basket <input type="checkbox"/> pencils <input type="checkbox"/> markers <input type="checkbox"/> cardstock <input type="checkbox"/> wrapping paper <input type="checkbox"/> textured paper <input type="checkbox"/> yellow or white construction paper <input type="checkbox"/> scissors <input type="checkbox"/> glue or tape <input type="checkbox"/> masking tape <input type="checkbox"/> glue sticks <input type="checkbox"/> large piece of heavy fabric (any solid color) <input type="checkbox"/> small scraps of fabric (variety of colors, patterns, etc.) <input type="checkbox"/> decorative trim <input type="checkbox"/> buttons <input type="checkbox"/> craft glue <input type="checkbox"/> dowel rod (slightly longer than the top of the Colorful Coat you will be making) <input type="checkbox"/> yarn or string <input type="checkbox"/> dried grasses or wheat <input type="checkbox"/> coats (1 per team) <input type="checkbox"/> chairs <input type="checkbox"/> Optional: stickers <input type="checkbox"/> Optional: envelopes <input type="checkbox"/> Optional: CD and CD player <input type="checkbox"/> Optional: candle, matches or lighter 	<ul style="list-style-type: none"> <input type="checkbox"/> thin, dry sticks or toothpicks <input type="checkbox"/> scissors <input type="checkbox"/> pencils <input type="checkbox"/> string <input type="checkbox"/> tape or pins <input type="checkbox"/> items for activities difficult to do alone (such playing a board game; moving something large, bulky, or awkward; taping one continuous string around all the walls in the room without the string touching the floor) <input type="checkbox"/> markerboard <input type="checkbox"/> marker <input type="checkbox"/> candle <input type="checkbox"/> candleholder <input type="checkbox"/> matches or lighter <input type="checkbox"/> Optional: CD, CD player

Session 11

Unit 3: Hope for God's People Unit 3 Tweens: Hope for God's People

	Session & Date	Children Will Learn	Bible in the Session
PRESCHOOL	Joseph and His Brothers November 13	God is with us all the time.	Genesis 37:12-36 Verse: The LORD was with Joseph. (Genesis 39:2)
	Joseph in Egypt November 13	God is with us and helps us help others.	Genesis 39:1-3; 40:1-13; 41:1-57 The LORD was with Joseph and showed him steadfast love. (Genesis 39:21, NRSV)
EARLY ELEMENTARY	Joseph's Life in Egypt November 13	God is with us in good times and bad times.	Genesis 39-41 Verse: Let the LORD lead you and trust him to help. (Psalm 37:5, CEV)
MIDDLE ELEMENTARY	Joseph in Egypt November 13	God is with us in difficult times.	Genesis 39:1-41:57 Verse: O give thanks to the LORD, call on his name, make known his deeds among the peoples. (Psalm 105:1, NRSV)
OLDER ELEMENTARY	Solomon the Wise November 13	We can ask for the ability needed to accomplish God's work.	1 Kings 2-3 Verse: Please give your servant a discerning mind in order to govern your people and to distinguish good from evil. (1 Kings 3:9a)
TWEENS			

Supplies for Session 11



PRESCHOOL	EARLY ELEMENTARY	MIDDLE ELEMENTARY	OLDER ELEMENTARY	TWEENS
<ul style="list-style-type: none"> <input type="checkbox"/> CD player <input type="checkbox"/> offering basket <input type="checkbox"/> stapler/staples <input type="checkbox"/> scissors <input type="checkbox"/> crayons <input type="checkbox"/> washable markers <input type="checkbox"/> yarn (cut into 8-inch and 16-inch lengths) <input type="checkbox"/> clear tape <input type="checkbox"/> copy paper <input type="checkbox"/> gold seals or stars, store-bought stickers (jewels), or round label stickers <input type="checkbox"/> Optional: fabric scraps <input type="checkbox"/> Snack: crackers, bread, or breadsticks topped with sesame seeds, napkins or plates 	<ul style="list-style-type: none"> <input type="checkbox"/> CD player <input type="checkbox"/> offering basket <input type="checkbox"/> safety scissors <input type="checkbox"/> stapler/staples <input type="checkbox"/> gold crayons or gold markers <input type="checkbox"/> crayons <input type="checkbox"/> markers <input type="checkbox"/> pencils <input type="checkbox"/> cotton balls <input type="checkbox"/> yarn <input type="checkbox"/> clear tape <input type="checkbox"/> glue <input type="checkbox"/> glue sticks <input type="checkbox"/> Extra! Extra! large, inexpensive paper dinner plates; adult scissors; safety scissors; glue; glitter; sequins; shiny confetti; glue sticks <input type="checkbox"/> Extra! Extra! samples of grain (wheat, barley, corn); small container of flour; variety of breads 	<ul style="list-style-type: none"> <input type="checkbox"/> offering basket <input type="checkbox"/> scissors <input type="checkbox"/> glue sticks <input type="checkbox"/> masking tape <input type="checkbox"/> paper fasteners <input type="checkbox"/> pencils <input type="checkbox"/> stapler/staples <input type="checkbox"/> markers <input type="checkbox"/> crayons <input type="checkbox"/> newsprint/markers or whiteboard/markers for whiteboard <input type="checkbox"/> sheets of construction paper <input type="checkbox"/> jewelry clay (recipe on page 69), or Crayola Model Magic® <input type="checkbox"/> plastic drinking straws <input type="checkbox"/> white glue <input type="checkbox"/> plastic sandwich bags <input type="checkbox"/> yarn 	<ul style="list-style-type: none"> <input type="checkbox"/> offering basket <input type="checkbox"/> pencils <input type="checkbox"/> markers <input type="checkbox"/> permanent marker <input type="checkbox"/> crayons <input type="checkbox"/> yellow or white construction paper <input type="checkbox"/> cardstock <input type="checkbox"/> scissors <input type="checkbox"/> paper punch <input type="checkbox"/> glue or tape <input type="checkbox"/> masking tape <input type="checkbox"/> brads <input type="checkbox"/> 14 large clear cups <input type="checkbox"/> 2 pitchers <input type="checkbox"/> water <input type="checkbox"/> paper plates <input type="checkbox"/> yarn <input type="checkbox"/> beads <input type="checkbox"/> feathers <input type="checkbox"/> container (can, box, basket) <input type="checkbox"/> lots of rocks <input type="checkbox"/> Optional: stickers <input type="checkbox"/> Optional: pushpins <input type="checkbox"/> Optional: CD and CD player <input type="checkbox"/> Optional: candle, matches or lighter 	<ul style="list-style-type: none"> <input type="checkbox"/> pencils <input type="checkbox"/> markers <input type="checkbox"/> scissors <input type="checkbox"/> adhesive <input type="checkbox"/> candle <input type="checkbox"/> candleholder <input type="checkbox"/> matches or lighter <input type="checkbox"/> Optional: CD, CD player

Session 12

Unit 3: Hope for God's People Unit 3 Tweens: Hope for God's People

Session & Date	Children Will Learn	Bible in the Session
PRE-SCHOOL Together Again (Parts 1 and 2) November 20	God wants families to forgive and love each other.	Genesis 40-46 Verse: The LORD was with Joseph. (Genesis 39:2)
EARLY ELEMENTARY Joseph Shows Love November 20	God helps us to show love to others.	Genesis 41:53-42:3; 45:3-15 Verse: It was not you who sent me here, but God. (Genesis 45:8, NRSV)
MIDDLE ELEMENTARY Joseph Forgives November 20	God helps us to do the right thing.	Genesis 42-46 Verse: You didn't send me here; it was God. (Genesis 45:8)
OLDER ELEMENTARY The Family Reunites November 20	God helps us do the right thing.	Genesis 42-45 Verse: You didn't send me here; it was God. (Genesis 45:8)
TWEENS The Kingdom Divides November 20	We need to place our hope in God.	Various Scriptures from 1 and 2 Kings and Jeremiah Verse: O Israel, hope in the LORD from this time on and forevermore. (Psalm 131:3, NRSV)

Supplies for Session 12

PRESCHOOL	EARLY ELEMENTARY	MIDDLE ELEMENTARY	OLDER ELEMENTARY	TWEENS
<ul style="list-style-type: none"> <input type="checkbox"/> CD player <input type="checkbox"/> offering basket <input type="checkbox"/> washable markers <input type="checkbox"/> crayons <input type="checkbox"/> construction paper <input type="checkbox"/> mural paper <input type="checkbox"/> food pictures cut from magazines <input type="checkbox"/> paper plates <input type="checkbox"/> white glue <input type="checkbox"/> glue sticks <input type="checkbox"/> clear tape <input type="checkbox"/> craft sticks <input type="checkbox"/> stapler/staples <input type="checkbox"/> scissors <input type="checkbox"/> toy dishes, pretend food, plastic flowers in vases, napkins <input type="checkbox"/> yarn <input type="checkbox"/> small, soft pillow <input type="checkbox"/> small, plastic cup covered with aluminum foil 	<ul style="list-style-type: none"> <input type="checkbox"/> CD player <input type="checkbox"/> offering basket <input type="checkbox"/> crayons <input type="checkbox"/> markers <input type="checkbox"/> pencils <input type="checkbox"/> glue sticks <input type="checkbox"/> glue <input type="checkbox"/> paper cup and aluminum foil <input type="checkbox"/> Thankful Place Mats: clear adhesive paper, magazine pictures of food and families, small pieces of colorful paper, markers, paper edger scissors, <input type="checkbox"/> Extra! Extra! white table napkins, white men's handkerchiefs, or muslin cut into 12-inch squares; large fall leaves; fabric paints; shallow containers; small brushes; newspaper; rolling pins; fabric markers or permanent markers; coverups; soap, water, and towels for handwashing <input type="checkbox"/> Extra! Extra! paper cups or plastic goblets, decorative fun foam shapes, craft glue, silver fusion spray paint, paper towel tube 	<ul style="list-style-type: none"> <input type="checkbox"/> offering basket <input type="checkbox"/> wide craft sticks <input type="checkbox"/> small wooden spring clothespins <input type="checkbox"/> 4-inch magnetic strips <input type="checkbox"/> wiggle eyes <input type="checkbox"/> brown permanent markers <input type="checkbox"/> scissors <input type="checkbox"/> craft glue <input type="checkbox"/> masking tape <input type="checkbox"/> photographs of each teacher (at a much younger age) and each of the children at a younger age (for guessing who is who) <input type="checkbox"/> construction paper <input type="checkbox"/> yellow copy paper <input type="checkbox"/> Thanksgiving Napkin Rings: corn meal, ear of dried corn, cotton swabs, small paper plates, poster paints (white, brown, orange, dark blue, purple, red) <input type="checkbox"/> Optional: colored clothespins 	<ul style="list-style-type: none"> <input type="checkbox"/> offering basket <input type="checkbox"/> pencils <input type="checkbox"/> markers <input type="checkbox"/> paper <input type="checkbox"/> yellow or white construction paper <input type="checkbox"/> scissors <input type="checkbox"/> glue <input type="checkbox"/> clear tape <input type="checkbox"/> masking tape <input type="checkbox"/> variety of breads <input type="checkbox"/> bread knife <input type="checkbox"/> napkins <input type="checkbox"/> small lunch sacks <input type="checkbox"/> Optional: stickers <input type="checkbox"/> Optional: plastic goblets, silver spray paint (made for plastic) <input type="checkbox"/> Optional: grain (barley, wheat, birdseed); large, flat stone or cutting board; small stones <input type="checkbox"/> Optional: small treats <input type="checkbox"/> Optional: CD and CD player <input type="checkbox"/> Optional: candle, matches or lighter 	<ul style="list-style-type: none"> <input type="checkbox"/> pencils <input type="checkbox"/> scissors <input type="checkbox"/> candle <input type="checkbox"/> candleholder <input type="checkbox"/> matches or lighter <input type="checkbox"/> Optional: CD, CD player

Unit 3: Hope for God's People Unit 3 Tweens: Hope for God's People

	Lesson & Date	Children Will Learn	Bible in the Lesson
PRESCHOOL	A Promise of Hope November 27	Jesus is the special child that God promised.	Isaiah 9:1-6 Verse: A child is born to us. (Isaiah 9:6)
	A Messiah Is Coming November 27	Jesus is the Messiah God promised to us.	Isaiah 9:2, 6-7 Verse: A child has been born for us. (Isaiah 9:6, NRSV)
EARLY ELEMENTARY	A Savior Is Coming! November 27	God promised to send a Savior, a Messiah who would save the people.	Isaiah 9:1-7 Verse: Those who walked in the dark have see a bright light. (Isaiah 9:2, CEV)
	A Promise of Hope November 27	Jesus is the Messiah God promised to send.	Isaiah (Isaiah 9:2)
MIDDLE ELEMENTARY	Prophets Give Hope November 27	The prophets tell us our hope is in the Messiah.	Isaiah 9:2-7 Verse: For a child has been born for us; a son given to us; authority rests upon his shoulders; and he is named Wonderful Counselor, Mighty God, Everlasting Father, Prince of Peace. (Isaiah 9:6, NRSV)
OLDER ELEMENTARY			
TWEENS			

Supplies for Session

13

PRESCHOOL	EARLY ELEMENTARY	MIDDLE ELEMENTARY	OLDER ELEMENTARY	TWEENS
<ul style="list-style-type: none"> <input type="checkbox"/> CD player <input type="checkbox"/> offering basket <input type="checkbox"/> clear tape <input type="checkbox"/> glue sticks <input type="checkbox"/> glue <input type="checkbox"/> tape <input type="checkbox"/> small envelopes <input type="checkbox"/> purple tissue paper <input type="checkbox"/> pink or white construction paper <input type="checkbox"/> red and/or green construction paper <input type="checkbox"/> green yarn <input type="checkbox"/> scissors <input type="checkbox"/> paper punch (several) <input type="checkbox"/> pencil <input type="checkbox"/> crayons <input type="checkbox"/> washable markers <input type="checkbox"/> Advent Wreath Fun: artificial greenery, five battery-operated candles, serving tray <input type="checkbox"/> Make Winter Collages: black, gray, or dark blue construction paper; cotton balls; Christmas tree icicles; white foam peanuts; old Christmas cards; white glue <input type="checkbox"/> Wreath Treats Snack: green food coloring; wreath-shaped cookies and icing or bagels and cream cheese; plastic knives; bowls and spoons; sugar sprinkles 	<ul style="list-style-type: none"> <input type="checkbox"/> CD player <input type="checkbox"/> offering basket <input type="checkbox"/> envelopes <input type="checkbox"/> adult scissors <input type="checkbox"/> safety scissors <input type="checkbox"/> paper punch <input type="checkbox"/> glue sticks <input type="checkbox"/> clear tape <input type="checkbox"/> glitter glue <input type="checkbox"/> dinner-size paper plates <input type="checkbox"/> yellow art tissue <input type="checkbox"/> red, green, and gold construction paper <input type="checkbox"/> color copy paper <input type="checkbox"/> red or green duct tape <input type="checkbox"/> Christmas wrapping paper <input type="checkbox"/> extra large bow for door decoration <input type="checkbox"/> markers (bright colors) <input type="checkbox"/> crayons <input type="checkbox"/> pencils <input type="checkbox"/> Extra! Extra! old Christmas cards; felt or posterboard, cut into 4- to 6-inch circles; Christmas ribbon; glue; paper punch; crayons or markers (optional:) glitter, shallow containers, paintbrushes <input type="checkbox"/> Extra! Extra! green food coloring; wreath-shaped cookies and icing or bagels and cream cheese; plastic knives; bowl and spoon for mixing in food coloring; sugar sprinkles 	<ul style="list-style-type: none"> <input type="checkbox"/> offering basket <input type="checkbox"/> scissors <input type="checkbox"/> glue sticks <input type="checkbox"/> paper fasteners <input type="checkbox"/> paper punch <input type="checkbox"/> pencils <input type="checkbox"/> recycled newspaper or butcher paper <input type="checkbox"/> red or green duct tape <input type="checkbox"/> Christmas wrapping paper <input type="checkbox"/> extra large bow for door decoration <input type="checkbox"/> materials for making an Advent wreath (see page 108 for options) <input type="checkbox"/> a variety of clocks, watches, and other items used to tell time <input type="checkbox"/> unlit candle <input type="checkbox"/> colored copy paper, including yellow <input type="checkbox"/> green and red construction paper <input type="checkbox"/> yellow art tissue <input type="checkbox"/> glitter glue <input type="checkbox"/> tape 	<ul style="list-style-type: none"> <input type="checkbox"/> offering basket <input type="checkbox"/> pencils <input type="checkbox"/> crayons <input type="checkbox"/> markers <input type="checkbox"/> construction paper (various colors, including yellow or white, blue, and black) <input type="checkbox"/> index cards <input type="checkbox"/> large roll of solid wrapping paper (any color) <input type="checkbox"/> scissors <input type="checkbox"/> glue <input type="checkbox"/> clear tape <input type="checkbox"/> masking tape <input type="checkbox"/> variety of Advent/Christmas decorations (purple altar cloth, Advent wreath and candles, lights, Christmas tree, etc.) <input type="checkbox"/> large ribbon <input type="checkbox"/> Advent wreath base (anything that will support the candles) <input type="checkbox"/> greenery <input type="checkbox"/> straight pins <input type="checkbox"/> four purple or blue candles <input type="checkbox"/> one white candle <input type="checkbox"/> flashlights (one per team) <input type="checkbox"/> towels <input type="checkbox"/> LED light <input type="checkbox"/> small jar (such as baby food) <input type="checkbox"/> 8-inch cardboard circles <input type="checkbox"/> aluminum foil <input type="checkbox"/> Optional: stickers <input type="checkbox"/> Optional: waxed paper, yellow and orange crayon shavings, iron <input type="checkbox"/> Optional: CD and CD player <input type="checkbox"/> Optional: Advent wreath, matches or lighter 	<ul style="list-style-type: none"> <input type="checkbox"/> chosen materials for Advent decorations, including an Advent wreath (purchased or to be made) with four purple or deep blue candles <input type="checkbox"/> large roll of Christmas wrapping paper <input type="checkbox"/> scissors <input type="checkbox"/> tape <input type="checkbox"/> a stool or small step ladder <input type="checkbox"/> brown, gold, and purple felt <input type="checkbox"/> gold or silver braid trim <input type="checkbox"/> glue or other adhesive <input type="checkbox"/> pencils <input type="checkbox"/> crayons or markers <input type="checkbox"/> white paper bags <input type="checkbox"/> colored cellophane (multiple colors) <input type="checkbox"/> LED tealights <input type="checkbox"/> matches or lighter <input type="checkbox"/> Optional: purple worship cloth, nativity set <input type="checkbox"/> Optional: ribbon, large bow <input type="checkbox"/> Optional: sand, gravel, or pebbles <input type="checkbox"/> Optional: CD, CD player


Make It Your Mission...to Make a Difference

Dear Families,

Each quarter, the development team of Rock Solid selects a project where children can be in service—either in this country or somewhere else in the world. The project for Fall 2011 is Heifer International.

Heifer's mission is to work with communities to end hunger and poverty and care for the earth. By giving families a hand-up, not just a hand-out, Heifer empowers them to turn lives of hunger and poverty into self-reliance and hope.

With gifts of livestock and training, Heifer helps families improve their nutrition and generate income in sustainable ways. The animals are known as "living loans" because in exchange for their livestock and training, families agree to give one of its animal's offspring to another family in need. It's called Passing on the Gift—a cornerstone of Heifer's mission that creates an ever-expanding network of hope and peace.



Today, millions of people who were once hungry will be nourished by milk, eggs, and fresh vegetables. Families who for generations knew only poverty will be building new homes and starting businesses. Children who once headed out to the fields to do backbreaking work will be heading into schoolrooms to learn to read. And people who never thought they'd be in a position to help someone else will be experiencing the joy of charitable giving.

How is this possible? It's possible with Heifer's proven approach—more than 65 years in the making—to helping people obtain a sustainable source of food and income.

Dear _____,

Our Sunday school is excited to join in this effort to raise money to provide a _____ for a needy family. During the month of October, we will be raising money for this project.

Will you help me by allowing me to do some chores to earn some money? The last day to collect money will be October 30.

Love,

For more information, check out Heifer International at www.heifer.org.



NEW for Fall 2011: CD-ROMS

Beginning with the Fall 2011 quarter, several age levels — PRESCHOOL, EARLY ELEMENTARY, and MIDDLE ELEMENTARY each has an enhanced CD-ROM that replaces the music CD. And TWEENS has a CD-ROM that replaces Bible Fun for Tweens.

In addition to lively, upbeat music, the **PRESCHOOL CD-ROM** contains printable sheet music (including lyrics) for choir directors and the reproducible pages from the LEADER'S GUIDE (for those who prefer printing those pages on larger size paper.)

The **EARLY ELEMENTARY** and **MIDDLE ELEMENTARY CD-ROMS** each contain eight lively songs specifically chosen for the stories this quarter, as well as printable sheet music for choir directors, printable lyrics for the children, and a PowerPoint® word presentation for large groups. In addition, the reproducibles from the Leader's Guide are available for your convenience.

Contents included on the **TWEENS CD-ROM** are described below.

**Rock Solid: Preschool
Fall CD-ROM** (one per group)
ISBN 978-1-4267-2576-0 — \$5.99

**Rock Solid: Early Elementary
Fall CD-ROM** (one per group)
ISBN 978-1-4267-3357-4 — \$5.99

**Rock Solid: Middle Elementary
Fall CD-ROM** (one per group)
ISBN 978-1-4267-3361-1 — \$5.99

**Rock Solid: Tween Challenges
Annual CD-ROM (2011-2012)** (one per group)

This **CD-ROM** contains puzzles, doodles, and other challenges as well as two dramas, patterns, a discussion starter for each week of the year, and two maps to enhance your tweens' classroom experience. (Replaces **Bible Fun for Tweens**.) On this **CD-ROM** you will find sample layouts for the two ongoing visual activities for the year. Also included is a retreat for your tweens called "Tech No, Tech Yes." Instructions for usage of these materials will be given in each quarterly Leader's Guide throughout the year.

ISBN 978-1-4267-2978-2 UPC 843504019297 \$16.95




ISBN 978-1-4267-2576-0 — \$5.99



ISBN 978-1-4267-3357-4 — \$5.99



ISBN 978-1-4267-3361-1 — \$5.99



ISBN 978-1-4267-2978-2 — \$16.95


MORE... for Fall 2011

The **OLDER ELEMENTARY** and **TWEEN** age-levels offer a recommended music **CD** to use with the Fall, 2011 sessions.

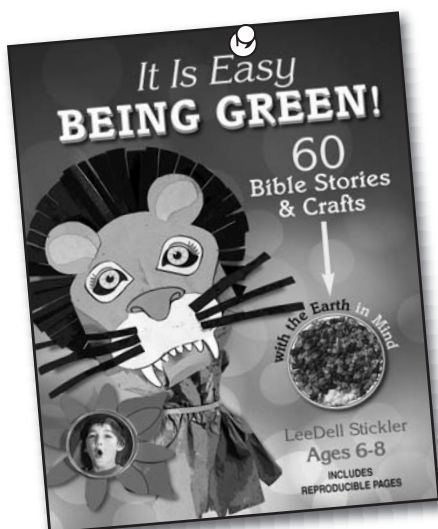
Rock Solid: Older Elementary (one per group)
Rock Solid: Tweens (one per group)

The **Recommended Music CD** for the entire year for both **TWEENS** and **OLDER ELEMENTARY** is *Shout Praises Kids: Living for You* (Integrity Music, 2008). Check the Leader's Guide for suggestions of specific songs to use with your students during each quarter.

CD, \$9.99 **UPC 000768445228**



UPC 000768445228— \$9.99




For Teachers

It Is Easy Being Green, by LeeDell Stickler

It Is Easy Being Green features sixty exciting craft projects that children will enjoy making while learning about the Bible and building their faith. Simple "green" crafts accompany related Bible stories. Teachers will enjoy clear, step-by-step instructions, along with a materials list featuring green or recycled products.

It Is Easy Being Green utilizes many wonderful artistic mediums through which children can express their creative side and explore their faith in a group setting. This ready-to-use book provides a hands-on, fun way of bringing God's Word to children and can be used in a variety of settings, including Sunday school and mid-week.

Abingdon Press, Paperback \$20.00.
 ISBN-13: 978-1-4267-1605-8



For Toddlers & Twos

Rock-a-Bye, for Toddlers & Twos, Leader's Guide for 2011-12, by Rhoda Preston
 Cokesbury Order: 843504019099

A year's worth of sessions to use with children from 18- to 36-months old. Includes monthly sessions based on Bible stories and key Bible verses, creative activities to use in learning centers, reproducible pages for crafts, plus teacher tips, developmental information, and how to plan for and prepare a Toddlers and Twos class. **You will also need:**

- **Toddlers & Twos Bible Story Picture Cards**
 Cokesbury Order: 9781426730016 (for every child and leader)
- **Resource Pak** (one per group),
- **3 Rock-a-Bye Board Books** and **1 Rock-a-Bye Music CD**.

For prices and to order call Cokesbury at 1-800-672-1789